

SCORM

A **SCORM** is a collection of activities that helps you practice your reading, writing and listening skills on a computer. SCORMs can be found when you are learning something online. This word – **SCORM** – is only used for learning on a computer. Students will not have to use it outside of their course.

You will find **SCORM** activities in your course. All **SCORM** activities have this icon.



Did You Say Saskatchewan?

Many of the activities work similarly. They are easy to use, and have a list of the activities at the top. If you are not sure how to complete an activity, read the instructions or ask your teacher.

Did You Say Saskatchewan?

Use the drop-down menus to match the words. Click Check to check your answers.

instructions

list of activities

choose an activity

stumble (v)
incredible (adj)
diverse (adj)
Aboriginal (adj)
crude (adj)
original (adj)

Check

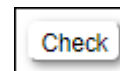
If there is more than one question in an activity, move to the next question by clicking the arrow button.

1 / 10 =>

How much did it cost to build the Library of Parliament?

Check

When all questions are complete, click the **Check** button to receive your score. You will receive a score at the end of each activity.

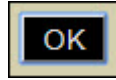


Your score is 87%.
Questions answered correctly first time: 5/10
You have completed the exercise.

You will lose marks for incorrect answers or asking the computer for help.

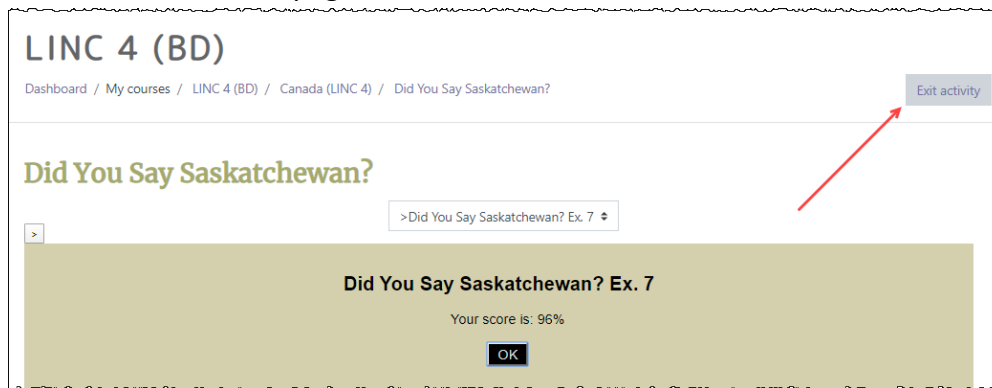
You can review the activity again or even repeat it. Note that your score will show the average of your attempts if you retake it.

After you receive your score, click the **OK** button.



When you are ready, choose the next activity from the list.

When you finish all of the activities in a **SCORM**, it is important to click the **Exit Activity** link at the top corner of the **SCORM** page.



Your score will be saved in the **Gradebook**.

You can check your grade in the **Grades** section in the **Navigation Drawer**.



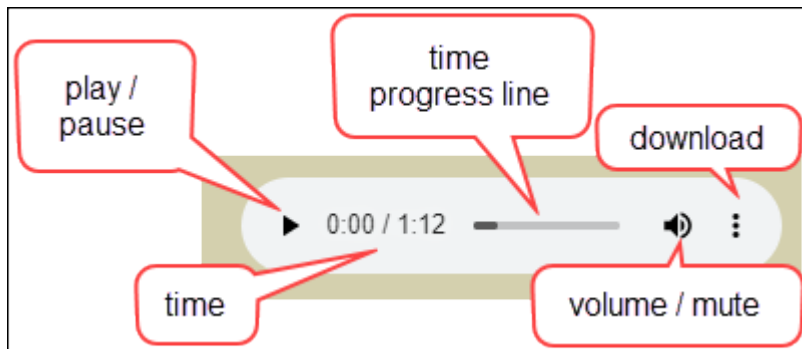
Types of SCORMs

The **SCORM** activities may include reading or listening tasks. Some will involve typing.

Using the Audio Player

Listening tasks will show an audio player with:

- a play /pause button
- the time and time length of the audio clip
- a volume/mute button, and
- a download option



To play, click the triangle button.

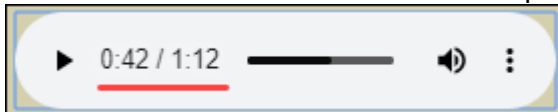


To pause, click the pause button.




It will appear once an audio clip is playing.

When playing, the time will count forward. This example shows that the audio clip is at the 42 second mark of the 1 minute and 12 seconds clip.




You can quickly move forward or backward in the audio clip by clicking and dragging along the time progress line. Move to the left to move backward in the audio, and move to the right to move forward. This is called **scrubbing**.



You can mute the volume by clicking (or tapping) on the speaker icon.

Click and drag the volume meter to the left to reduce the volume, or to the right to raise the volume.



Click on the three dots if you want to download the clip.



Example: Listening and Reading Activity, with space to type answers. Multiple questions.

The Library of Parliament – Canada’s Most Beautiful Room Ex. 3

0:00 / 4:12

Listen to the audio and answer each question by entering your answer in the blank or by clicking on your choice(s). Each fill-in-the-blank question will change to multiple choice format after one incorrect response.

Show all questions

1 / 12 =>

In what year did the Centre Block of the Parliament Building burn down?

type answer here

Check

Example: Reading Activity with Sentence Order

Canadian Trivia 1 - Question Practice #1

Dinosaur Provincial Park is in the Province of Alberta.

Click or tap to put the words in order to form a question for the underlined part of the above statement. When you think your answer is correct, click on "Check" to check your answer. If you get stuck, click on "Hint" to find out the next correct part.

Check Undo Restart Hint

which province Dinosaur Provincial Park? is **In**

click on words in correct order to make a sentence

Example: Reading Activity with Matching

The Library of Parliament – Canada’s Most Beautiful Room Ex. 1

Use the drop-down menus to match the words and phrases with the appropriate definitions. Click Check to check your answers.

Check

spread (v)	???
escape (v)	???
separated (adj)	???
narrow (adj)	???
make sure (phrasal verb)	???
burn down (phrasal verb)	???
priceless (adj)	???

click and choose from options

Check

Example: Reading Activity with Paragraph Reconstruction

The Library of Parliament – Canada’s Most Beautiful Room Ex. 7

Reconstruct the passage by choosing one of the three sentence segments. If your choice is correct, the segment will be added to the paragraph. NOTE: The grade book will not record the score for this activity.

choose the sentence part that starts or goes next from the A,B and C options

A	building to hold the growing number
B	any more.
C	The library survived the great fire

Your score is:

Solution Restart

Show only the last part of the text

Example: Reading Activity with Multiple Questions

The Library of Parliament – Canada’s Most Beautiful Room Ex. 6

Read the text and answer each question by typing your answer in the blank or clicking on your choice(s). Each fill-in-the-blank question will change to multiple choice format after one incorrect response.

Many people say that the Library of Parliament in Ottawa is Canada’s most beautiful room. It took seventeen years to build, and it cost \$301,000, which was a great amount of money at the time. One reason why it was so expensive is that the building is round and they could not construct the roof here in Canada. It was made quickly in England and then shipped all the way to Ottawa. Another reason for the high cost is that the library is beautifully decorated, both inside and outside. The main floor is made of three different kinds of wood. Some of the floors are made of glass to keep light in areas near the books. The wood-paneled walls and bookcases are decorated with flowers and faces. In the centre is a large statue of Queen Victoria, who was the Queen when Canada became a country in 1867.

The library survived the great fire of 1916 that burnt the rest of the Centre Block. In 1952, another fire started in the top of the roof. This one was not

1 read

2

3

Show all questions

1 / 10 =>

How much did it cost to build the Library of Parliament?

Check

answer question

go to next question

Example: Listening Activity with Sentence Reconstruction

The Library of Parliament – Canada’s Most Beautiful Room Ex. 4

0:00 / 4:12

Click or tap to put the sentences into the correct order to describe the sequence of events in the listening passage. (The order in which the sentences are moved is how the fire started.) When you think your answer is correct, click on "Check" to check your answer. You can also click on "Undo" to find out the next correct part.

listen and click on the sentences to match the audio

Check Undo Restart Hint

The Tower caught fire. The Tower collapsed. The fire started and quickly spread. A clerk warned the Members of Parliament that the Centre Block was on fire. An investigation into the cause of the fire began. The remains of the building were covered in ice. Someone was smoking a cigar and threw it into a waste basket. The roof of the House of Commons fell down. The investigation concluded the fire began by accident. The fire was under control.

Example: Listening Activity with True/False and other questions.

The Noise Factor Ex. 3

0:00 / 1:12

Listen to the audio recording and answer each question by clicking on True or False.

Show all questions

1 / 8 =>

Suna and Rona are sisters.

A. ? True

B. ? False

Example: Crossword Activity

The Noise Factor Ex. 5

Click on a number in the grid to see the clue or clues for that number. Complete the crossword, then click on "Check" to check your answer. If you are stuck, you can click on "Hint" to get a free letter. Note: You will lose points when you ask for a hint.