

Adding a Non-editing Instructor as a Moderator to Big Blue Button

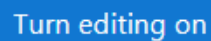
The **Instructor (non-editing)** role is designed for supply or other temporary teachers who have not had Avenue training but need to facilitate an Avenue course. It is not a replacement for the training, but it does enable teachers to facilitate a course that has been set up for another teacher. Teachers with an Instructor (non-editing) role can view the course resources, activities, student work and their grades, as well as use very limited course editing abilities.

The following permissions are enabled in this role

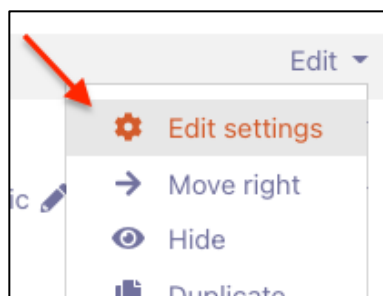
- turn editing on and off
- show/hide activities and resources
- show/hide topics to control section visibility
- highlight and 'unhighlight' a topic to set the current section
- switch role to see the course as a student and return to normal role

If you wish your supply (or TESL student) teacher with the **Instructor (non-editing)** role to have the ability to facilitate a **BigBlueButton** session, you need to add the ability to that role in your BBB activity.

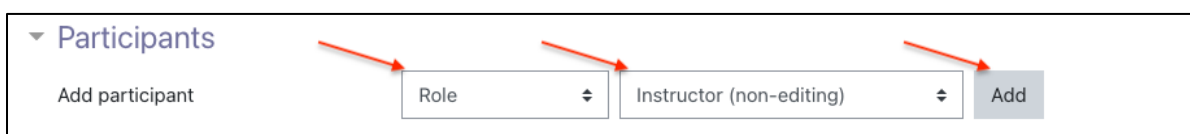
1. Click on the **Turn editing on button**.

A blue rectangular button with the text "Turn editing on" in white.

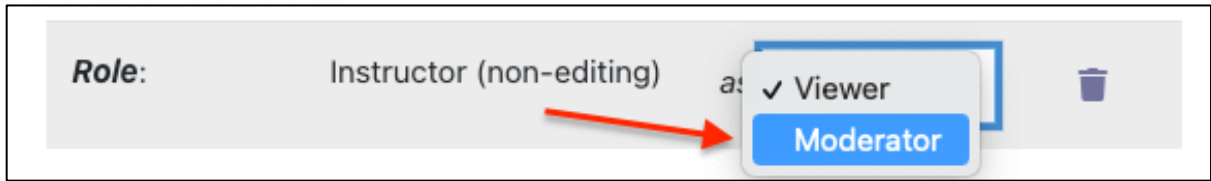
2. Choose **Edit Settings** in the **Edit** menu next to your **BigBlueButton**.



3. In the **Participants** section, under **Add Participants**, select **Role** and **Instructor (non-editing)**, and click **Add Role**.



4. In the new **Role**, select **Moderator**.



Note: **The Instructor (non-editing)** now has all the permissions as a BigBlueButton moderator.