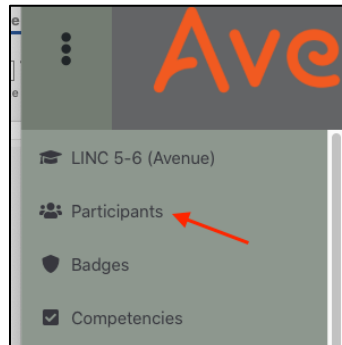


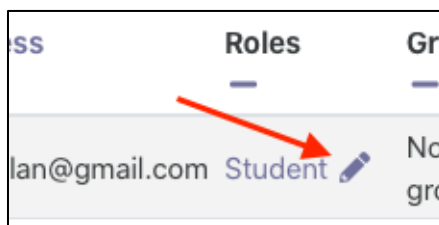
How to Change a Participant's Role in a Course

Teachers can change the role of any student in a course to non-editing teacher by following these instructions.

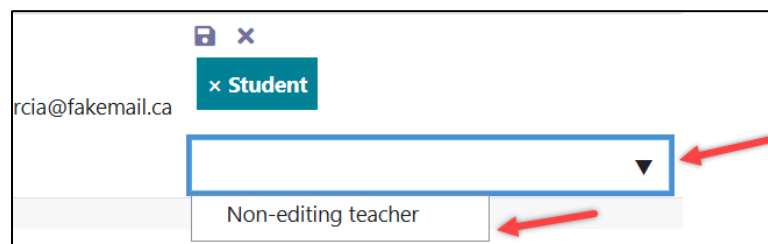
1. Click *Participants* in the **Navigation Drawer** on the top right.



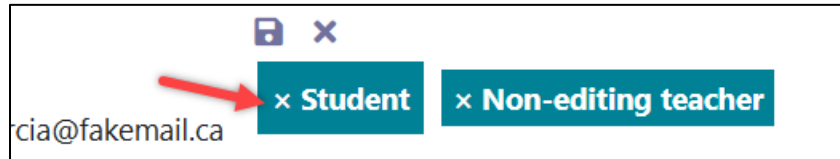
2. Click the **Edit** icon next to the target participant's **Roles**.



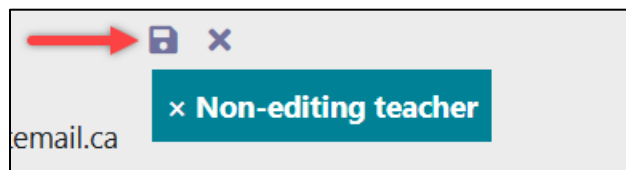
3. Use the drop-down menu to select **Non-Editing Teacher**.



4. Click on the **X Student** button to remove the **Student** role from the user's profile.



5. Click the **Save** icon.



The role is updated.

