


Forgot your password?

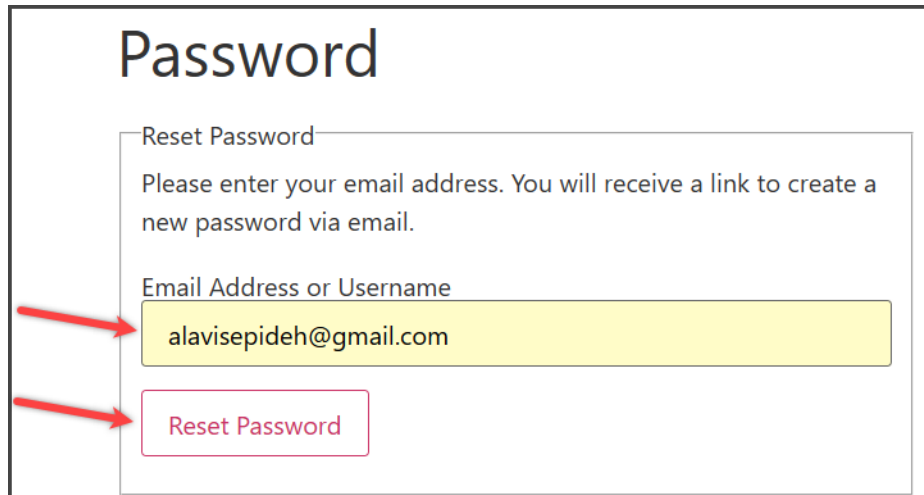
1. To reset your password click on either **Login** link or the **LOG IN TO AVENUE** button on Avenue.ca.



2. Click the **Forgot your password?** link under the **Log In** button.

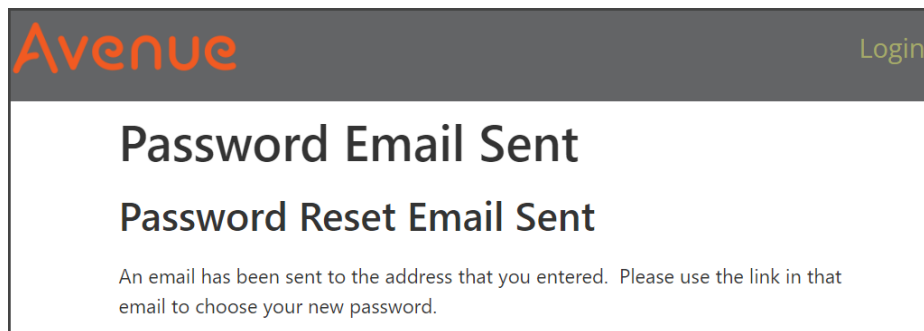
A screenshot of the Avenue 'Log In' page. At the top is the 'Avenue' logo in orange. Below it is the heading 'Log In' and the instruction 'Please enter your email address and password below.' There are two input fields: 'email address' containing 'alaviseptideh@gmail.com' and 'password' containing masked characters. Below the password field is an orange 'Log In' button. At the bottom of the form is a link that says 'Forgot your password?' with an arrow pointing to it.

2. Type your email address and click the **Reset Password** button.



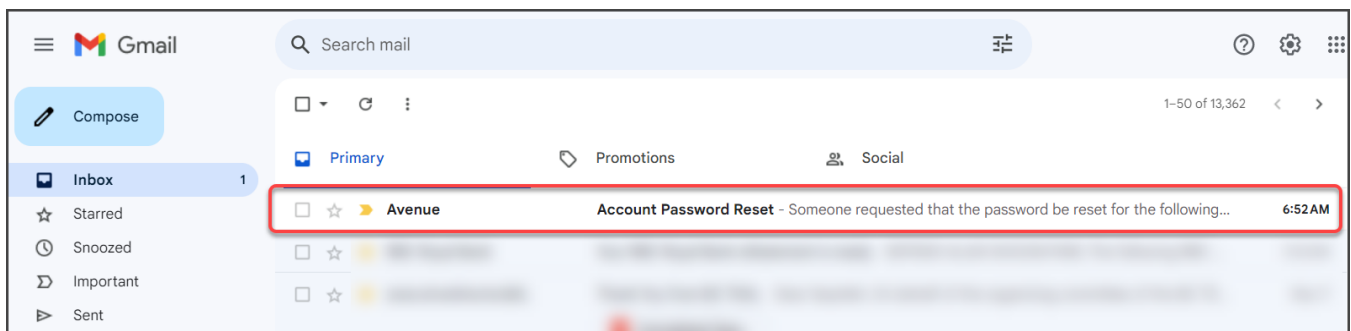
The screenshot shows a web form titled "Password" with a sub-header "Reset Password". Below the sub-header is a message: "Please enter your email address. You will receive a link to create a new password via email." There is a text input field labeled "Email Address or Username" containing the email "alavisepideh@gmail.com". Below the input field is a pink button labeled "Reset Password". Two red arrows point to the input field and the button respectively.

3. A message will display notifying you about a **Password Reset Email** sent to you.

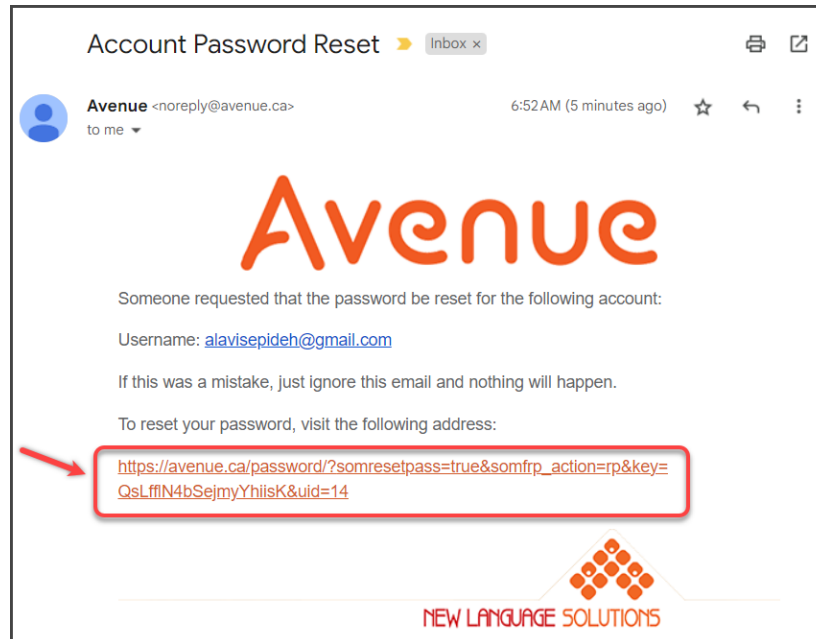


The screenshot shows a message from Avenue with the subject "Password Email Sent" and "Password Reset Email Sent". The message body says: "An email has been sent to the address that you entered. Please use the link in that email to choose your new password." The Avenue logo is in the top left and a "Login" link is in the top right.

4. Check your email for a message from Avenue.



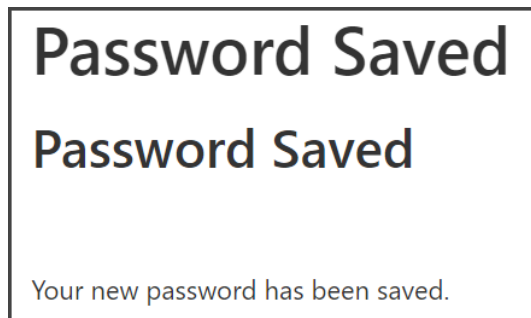
5. Click on the link to reset your password.




5. On the page that opens, type your new password (minimum 8 characters), type your new password again and click on the **Reset Password** button. Write your new password down to remember it.

The screenshot shows a web page titled 'Password'. Below the title is a section titled 'Reset Password' with the instruction 'Please enter a new password. Minimum 8 characters.' There are two input fields: 'New Password' and 'Re-enter Password'. A red arrow points to the 'New Password' field, another red arrow points to the 'Re-enter Password' field, and a third red arrow points to the 'Reset Password' button at the bottom.

A message appears indicating that your new password is saved.



6. Go to avenue.ca and click on either **Login** links.



7. Type your email address and new password. Click on the **Log In** button.

Avenue

Log In

Please enter your email address and password below.

email address

password

[Forgot your password?](#)