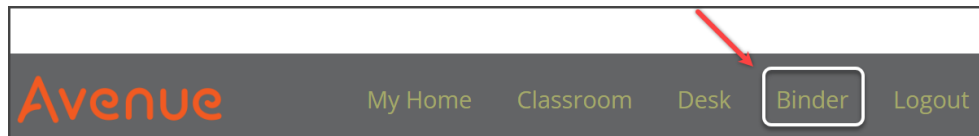
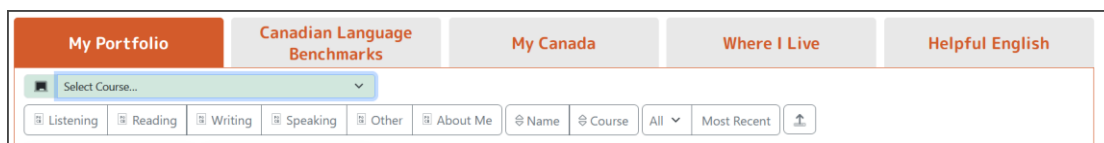


## How to View a Learner's ePortfolio at Avenue.ca

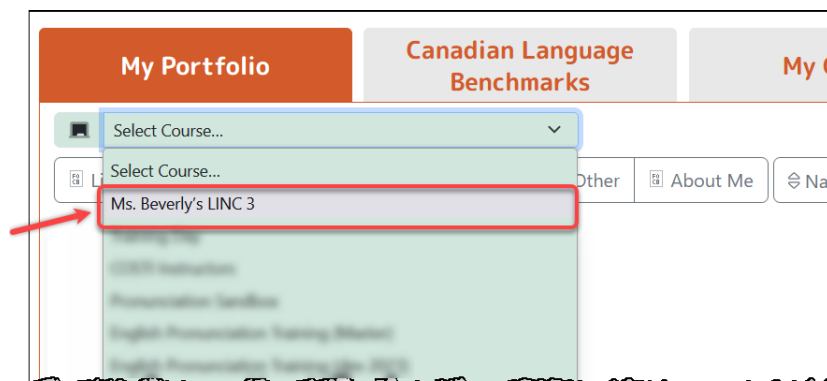
1. Log in to **Avenue.ca**.
2. Click the **Binder** link in the main menu.



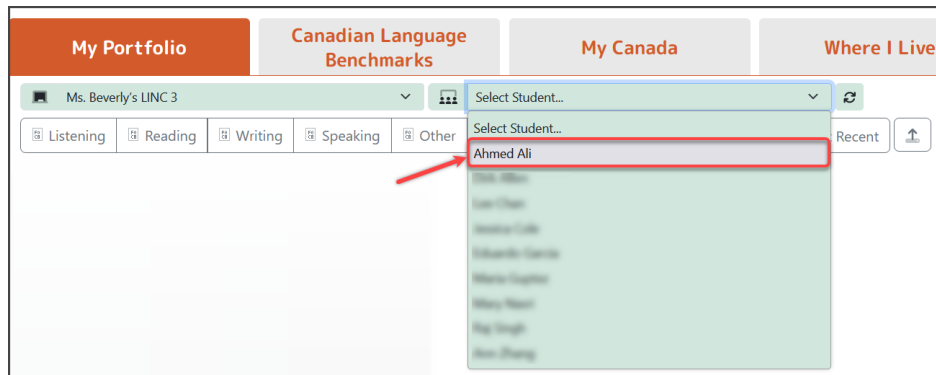
The My Portfolio page appears.



3. Click the **Select Course ...** drop-down menu and choose a course.



4. Click the **Select Student...** drop-down menu and click on a student.



The student's ePortfolio is displayed.



The student's ePortfolio is displayed. The default display includes all of the learner's artifacts.

See "Filtering and Sorting Artifacts in the ePortfolio" for information about using the toolbar to filter and sort artifacts on a learner's ePortfolio page.