
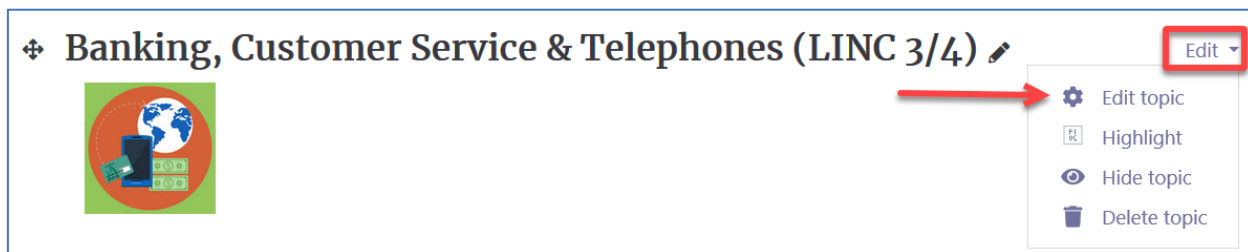


Removing Access restrictions on a multilevel course topic or activity

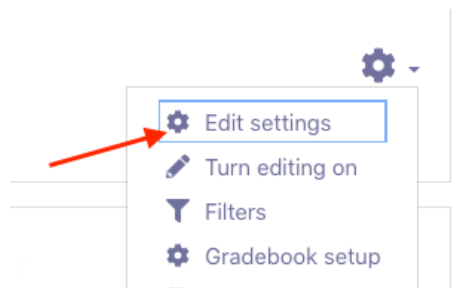
1. Click the **Turn Editing On** button at the top right of your course.



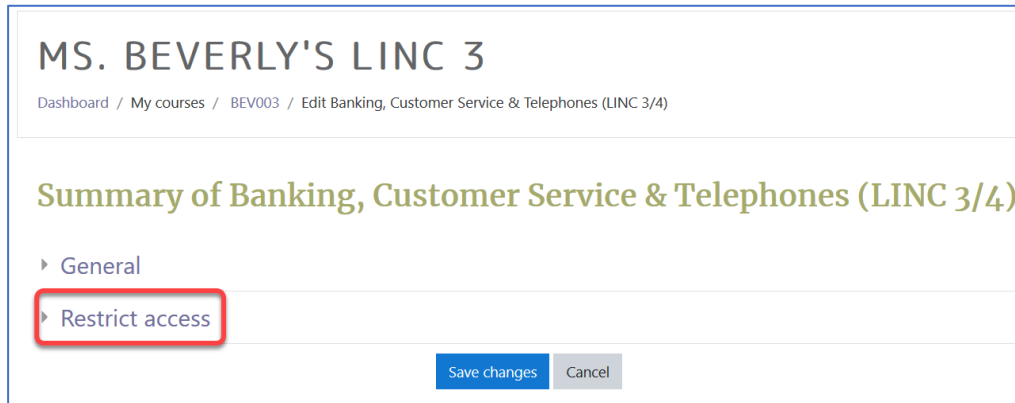
2. Navigate to the **Topic** or **Activity**.
3. For a **Topic**, click on the **Edit topic** link in the **Edit** drop-down menu.



Or, for an **Activity**, click on the **Edit Settings** link in the **Actions** menu



4. Click the **Restrict access** heading to expand that section.



MS. BEVERLY'S LINC 3

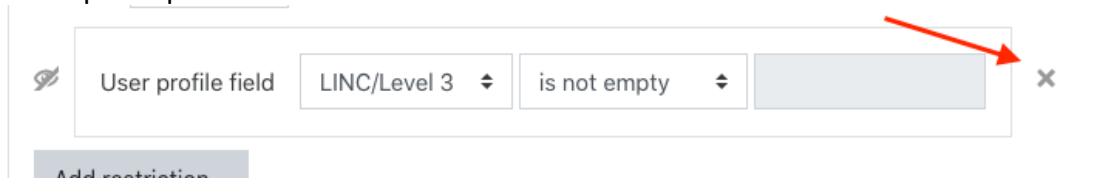
Dashboard / My courses / BEV003 / Edit Banking, Customer Service & Telephones (LINC 3/4)

Summary of Banking, Customer Service & Telephones (LINC 3/4)

- General
- Restrict access**

Save changes Cancel

5. Click the **Delete** icon (X) next to the **User profile field(s)** to remove any previous restriction(s) set for the participant.

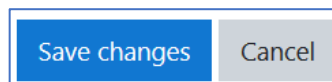


User profile field LINC/Level 3 is not empty

Add restriction

X

6. Click the **Save changes** button to finish.



Save changes Cancel