

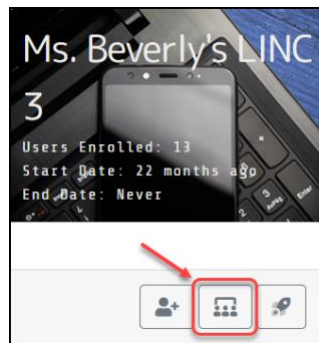
## Viewing the Class Register on Avenue

An Avenue **Class Register** provides information regarding:

- the list of students in a class
- the percentage of the course activities with completion tracking that each student has completed
- the number of artifacts available in the student’s eportfolio
- each students’ last login time
- Actions buttons

To view the **Class Register**:










1. Log into Avenue.ca. Navigate to the Teacher’s Home page if necessary.
2. Click on the **View the Class Register** button in a course thumbnail.



The **Class Register** pop-up appears.










Class Register					×
Learner Name	Activity Completion (This Course)	Generated Artifacts (This Course)	Last Seen on Avenue	Actions	
Eduardo Garcia	29%	0 0 2 1 0 0	17 hours ago		
Lee Chan	7%	0 0 0 0 0 0	yesterday		
Maria Gupte	14%	0 0 0 2 0 0	16 hours ago		
					Close

Here you can view the list of learners enrolled in the class.

Class Register				
Learner Name	Activity Completion (This Course)	Generated Artifacts (This Course)	Last Seen on Avenue	Actions
 Eduardo Garcia	29%	0 0 2 1 0 0	17 hours ago	 
 Lee Chan	7%	0 0 0 0 0 0	yesterday	 
 Maria Gupte	14%	0 0 0 2 0 0	16 hours ago	 

[Close](#)

The **Activity Completion** column shows the percentage of the activities that each learner has completed in the course. Note that only those activities with completion settings will be counted towards this percentage.

Class Register				
Learner Name	Activity Completion (This Course)	Generated Artifacts (This Course)	Last Seen on Avenue	Actions
 Eduardo Garcia	29%	0 0 2 1 0 0	17 hours ago	 
 Lee Chan	7%	0 0 0 0 0 0	yesterday	 
 Maria Gupte	14%	0 0 0 2 0 0	16 hours ago	 

[Close](#)

Each graph can serve as a visual overview of the student's progress in the course.

In the **Generated Artifacts** column, you can see how many activities were saved in the students' eportfolios for each skill. Note that the squares are color-coded from left to right as blue, red, green, orange, light grey and graphite, to represent **Listening**, **Speaking**, **Reading**, **Writing**, **About Me**, and **Other** artifacts respectively. In the screenshot below, Eduardo has 2 Reading and 1 Writing artifacts saved in his binder for this course.

Class Register				
Learner Name	Activity Completion (This Course)	Generated Artifacts (This Course)	Last Seen on Avenue	Actions
Eduardo Garcia	29%	0 0 2 1 0 0	17 hours ago	
Lee Chan	7%	0 0 0 0 0 0	yesterday	
Maria Guptez	14%	0 0 0 2 0 0	16 hours ago	










Close

The next column, **Last Seen on Avenue**, shows the approximate time the students last logged in to the course.

Class Register				
Learner Name	Activity Completion (This Course)	Generated Artifacts (This Course)	Last Seen on Avenue	Actions
Eduardo Garcia	29%	0 0 2 1 0 0	17 hours ago	
Lee Chan	7%	0 0 0 0 0 0	yesterday	
Maria Guptez	14%	0 0 0 2 0 0	16 hours ago	

Close

In the **Actions** column, there are two buttons for each student; an **Edit Account Details** button, where you can edit the students' profile information (including their emails and passwords) and a **View Learner Progress Summary** button that displays a page with details about students' artifacts for each skill, including the artifact's CLB level, its competency area and whether or not the artifact was successful.

Class Register					×
Learner Name	Activity Completion (This Course)	Generated Artifacts (This Course)	Last Seen on Avenue	Actions	
 Eduardo Garcia	29%	0 0 2 1 0 0	17 hours ago		
 Lee Chan	7%	0 0 0 0 0 0	yesterday		
 Maria Gupte	14%	0 0 0 2 0 0	16 hours ago		

Close

More information on these two buttons is available in separate files in the LearnIT2teach Stage 2 course and on the Stage 2 Support page [here](#). They are called **Editing Student Accounts on Avenue** and **Viewing the Learner Progress Summary Page**.