


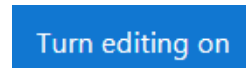
Administering a Realtime Quiz

The **Realtime Quiz** activity module enables students to participate in timed online quizzes with their classmates, both racing the clock and challenging themselves with their peers. Because these quizzes are synchronous (or in real time), participants need to be logged in at the same time to participate, and a teacher needs to be logged in to both start the quiz and to show each question.

Realtime Quiz sessions can be a fun way to review material and engage learners with the content in a game-style activity.

Step-by-Step Instructions for Administering the Realtime Quiz Activity

1. Remember that the **Realtime Quiz** activity is synchronous (in real time), so set a time with students to run the quiz remotely or run the quiz in a computer lab/classroom with everyone present and logged in to course.
2. On the course page, click on a **Realtime Quiz** activity link in the teacher role, and have the students do the same in their roles in the course.
3. On your course, click the **Turn editing on** button.
4. Locate the **Realtime Quiz**, click on the **Edit** link.



5. In the drop-down, click on the **Edit Settings** link.
6. The **Updating: Realtime quiz page** appears.
7. Click the **Save and display** button.

Note: As the quiz requires a teacher to run it, if you want to view the quiz as a student, you will have to open a new window or tab, start/run the quiz on one tab, and experience the quiz as a student on the other. Type a session name and click on the **Start quiz** button in the 'teacher' window. Click on the **Join quiz as a student** button in the 'student' window.

In the following scenario, the **Teacher** is Ms. Beverly and the **student** is Ahmed.



8. The **quiz preview** appears.
9. The **Teacher** clicks on the **Start quiz** button.

Answer the questions about David Suzuki in your class.

10. The student clicks on the **Join quiz** button.

Wait until your teacher tells you before you click on this

11. The instructor waits for all students to join the quiz. When ready, the instructor clicks on the **Next >>** button.

WAITING FOR STUDENTS TO CONNECT

Click 'Next' when everyone is ready

12. The students see the first **question**.
13. The students answer the **question**.
14. After all of the students submit their answers, all submissions are assessed, and the **results** are shown to the students.

QUESTION 1 / 3

David Suzuki is a(an) _____.

- environmental activist
- politician
- businessman
- reality star

Time left to answer: 14

QUESTION 1 / 3

David Suzuki is a(an) _____.

- environmental activist ✓ 1
- politician ✗ 0
- businessman ✗ 0
- reality star ✗ 0

This question: **100%** correct. Overall: 100% correct.

15. After the first question is completed, the instructor clicks on the **Next** button. The next question appears to both the students and the instructor.

QUESTION 1 / 3

David Suzuki is a(an) _____.

- A environmental activist ✓ 1
- B politician ✗ 0
- C businessman ✗ 0
- D reality star ✗ 0



This question: **100%** correct. Overall: 100% correct.

[Next >>](#)

16. The **quiz** continues until there are no more questions.

17. When all the questions have been answered, the **Final results** display.

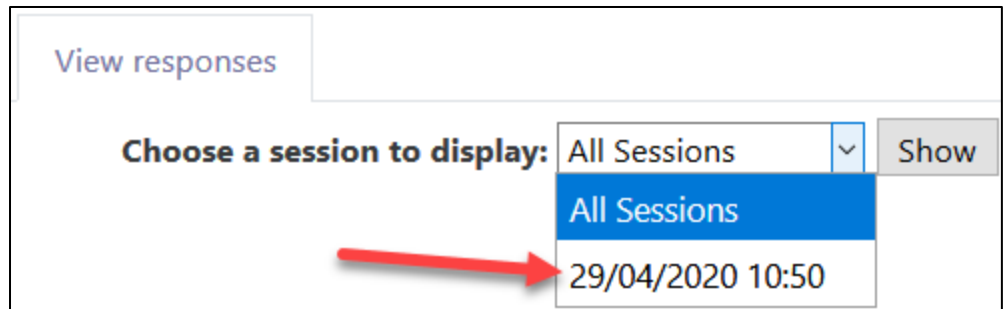
Final results

Class result: 50% correct.

18. To see detailed results, click on the **View responses** tab. There are options to **Choose a session to display**, and to **Show users**.

View quiz Edit quiz View responses					
Choose a session to display: All Sessions <input type="button" value="Show"/>					
Show users					
1	environmental activist	politician	businessman	reality star	
David Suzuki is a(an) _____.	1 ✓	0 ✗	0 ✗	0 ✗	100%
2	Vancouver	Toronto	Montreal	Calgary	
David was born in _____.	1 ✓	0 ✗	0 ✗	0 ✗	100%
3	one	two	three	ten	
David is the father of _____ children.	0 ✓	1 ✗	0 ✗	0 ✗	0%

19. Select a session to view with the **Choose a session to display** drop-down menu and click on the **Show** button.



20. Click on the **Show users** link to see each participant's results. This link will change to **Hide users** when the user results are displayed.

Canadian Trivia Challenge

View quiz Edit quiz View responses

Choose a session to display: Morning Class - Trivia 24/09/2018 15:05 Show

Hide users

1	British Columbia	Alberta	Saskatchewan	Running total
Where would you go if you wanted to see a whale?	1	1	0	50%
Rong Xin Chan		✗		0
Mahmood Hamir	✓			1

2	Canada's Broadcasting Company	Council of Broadcasters for Canada	Canadian Broadcasting Corporation	Running total
"Mr." means Mister, and "BC" stands for "British Columbia." What does "CBC" stand for?	0	0	2	100%
Rong Xin Chan			✓	1
Mahmood Hamir			✓	2

3	Mont Tremblant, Quebec	Mount Logan, Yukon	Whistler Mountain, BC	Running total
Name Canada's highest mountain.	1	0	1	0%
Rong Xin Chan			✗	1
Mahmood Hamir	✗			2

Scores table

1.	Mahmood Hamir scored 2 / 3 = 66%
2.	Rong Xin Chan scored 1 / 3 = 33%

Average class score is 50%

Video Resource

This [video](#) explains details about the **Realtime Quiz** activity.