

Tutela Resources: Introducing SCORM and H5P



Tutela offers thousands of resources free for its registered users. These resources are shared from various individuals and organizations from across Canada.



SCORM, which stands for **Shareable Content Object Reference Model**, is an e-learning standard for interactive learning modules that enables its contents to be used and re-used in many different learning management systems, e.g. Moodle, Desire2Learn, BlackBoard. As a result, content that is packaged in this format is highly portable and its usage is expected to be sustainable for a longer period of time.



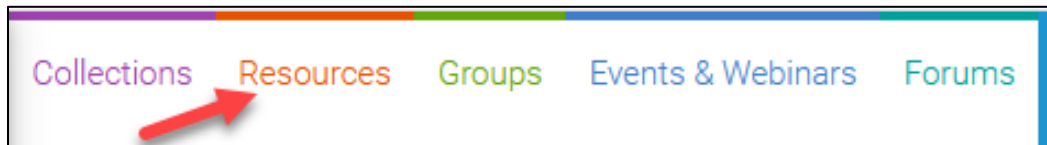
H5P is an online tool that creates media rich, interactive and engaging learning activities. The **H5P** editor and full functionality is available to instructors in their courseware. Instructors can import existing **H5P activities** into their courseware from learning resource on Tutela.ca. Instructor may also create original H5P activities within the courseware.

Immigration, Refugees and Citizenship Canada has funded the creation of hundreds of SCORM objects, all of which are shared at Tutela.ca. There are several innovative projects that are producing H5P learning objects across Canada as well. This section of the LearnIT2teach training explains the multiple ways to browse, search for and discover SCORM and H5P resources that can be useful in your courses. It also includes instructions on how to preview, rate and comment on SCORM and H5P objects on Tutela, how to download a SCORM and an H5P module and how to add these activities to your Avenue courseware.

This document explains how to quickly locate SCORM and H5P resources on **Tutela by browsing.**

Finding a SCORM object using browse by Theme or Level

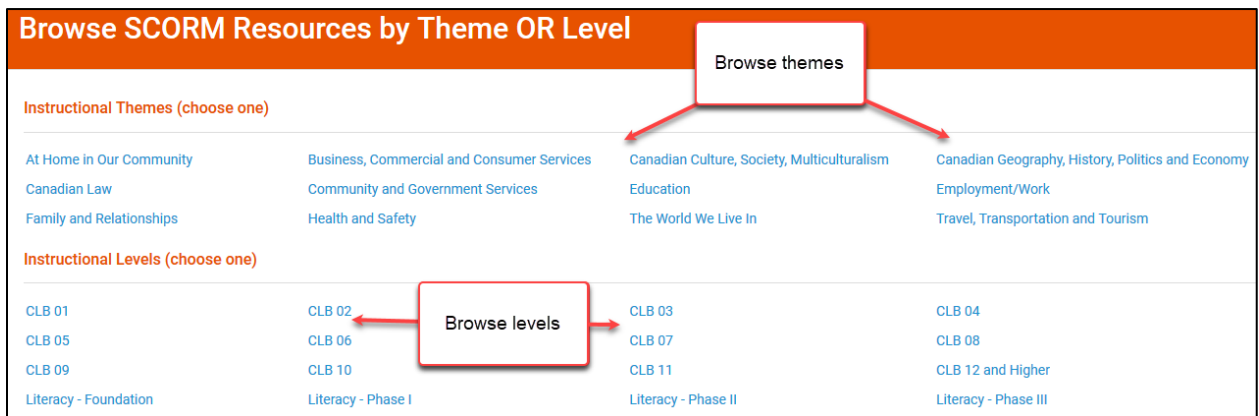
1. Go to Tutela.ca.
2. Log in to Tutela.
3. Click on the **Resources** link in the main menu.



4. Scroll downwards to the **SCORM Resources** box.
5. In the **SCORM Resources** box, click on the **Browse all** button.




6. On the page that opens, choose either an **Instructional Theme**, or an **Instructional Level**.



7. Choose a **theme**.

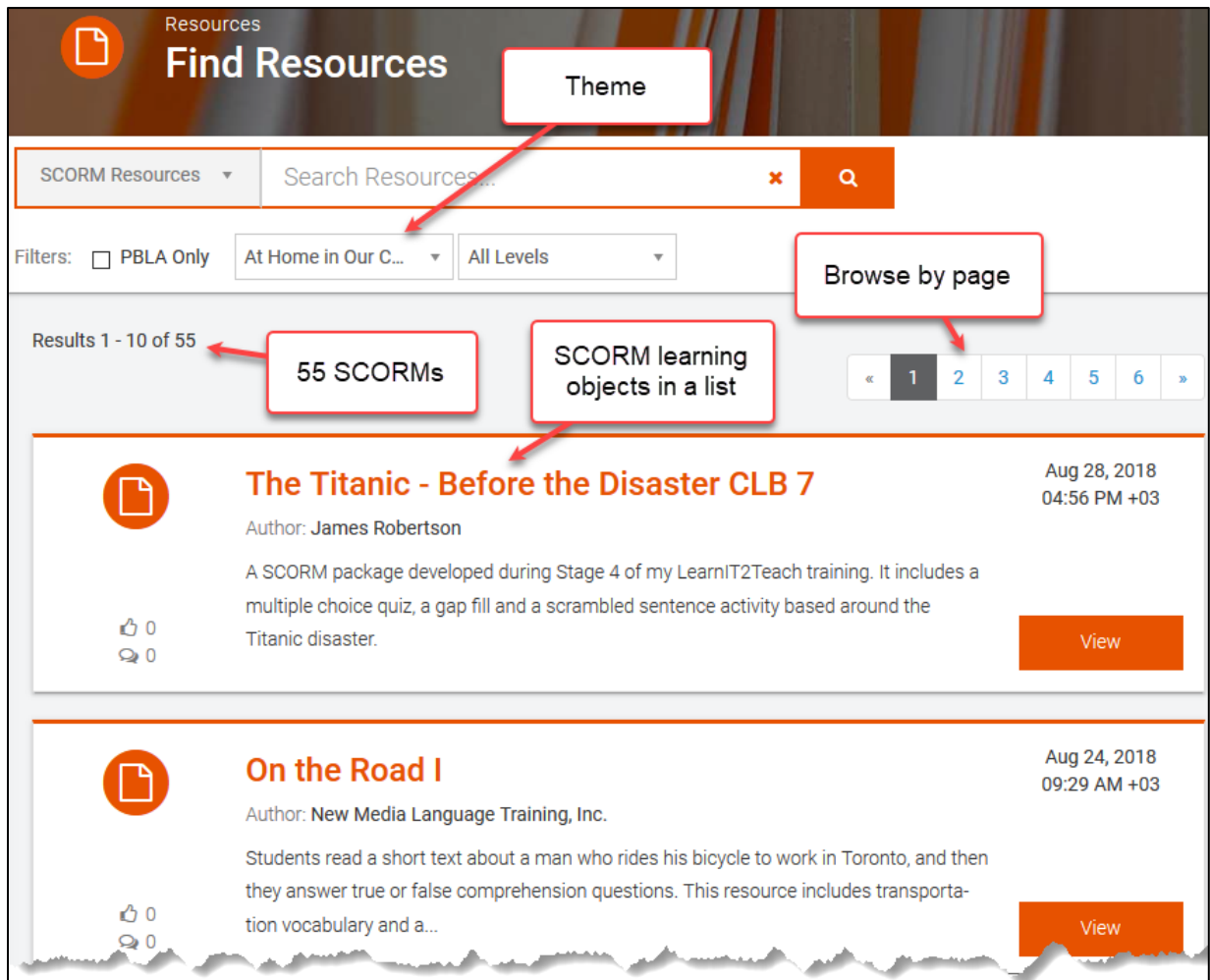
Instructional Themes (choose one)

[At Home in Our Community](#) 

[Canadian Law](#)

[Family and Relationships](#)

8. SCORM learning objects in the theme appear in a list. In this example there are 55 arranged by pages.



The screenshot shows the 'Find Resources' interface. At the top, there's a 'Resources' header and a 'Find Resources' title. Below this is a search bar with 'SCORM Resources' selected and a search icon. A 'Theme' dropdown menu is open, showing 'At Home in Our C...' selected. There are filters for 'PBLA Only' (unchecked), 'All Levels', and 'Browse by page' (set to page 1). The results section shows 'Results 1 - 10 of 55'. Two SCORM learning objects are listed:

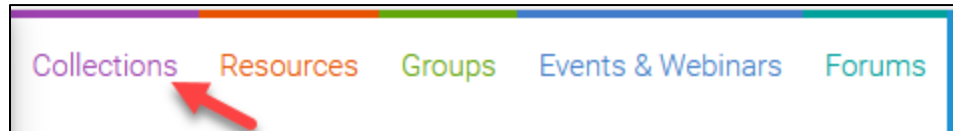
- The Titanic - Before the Disaster CLB 7** by James Robertson, dated Aug 28, 2018. Description: 'A SCORM package developed during Stage 4 of my LearnIT2Teach training. It includes a multiple choice quiz, a gap fill and a scrambled sentence activity based around the Titanic disaster.' View button.
- On the Road I** by New Media Language Training, Inc., dated Aug 24, 2018. Description: 'Students read a short text about a man who rides his bicycle to work in Toronto, and then they answer true or false comprehension questions. This resource includes transportation vocabulary and a...' View button.

9. Instructors may **browse** through these pages to find a suitable SCORM learning object.

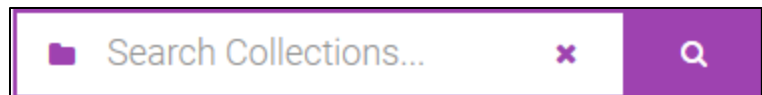
10. Instructors can read the information. If they require more information, they click on the **View** button to preview the activity.

Finding an H5P object using browse by Theme or Level

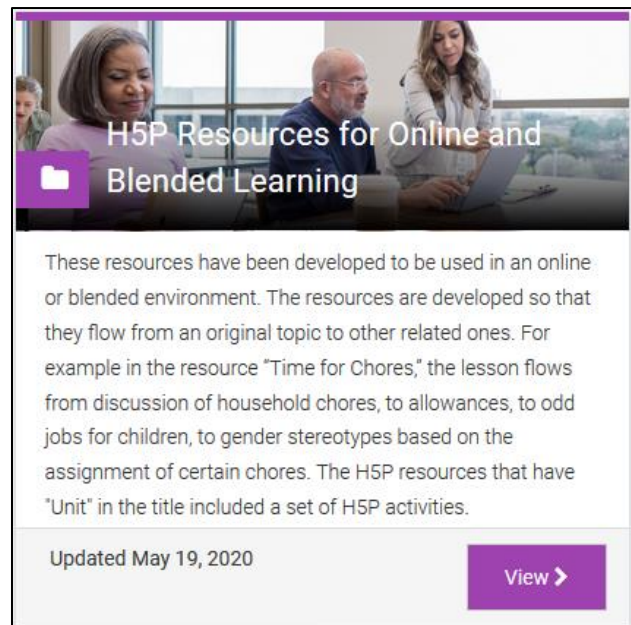
1. Go to **Tutela.ca**.
2. Log in to **Tutela**.
3. Click on the **Collections** link in the main menu.



4. Click in the **Search Collections...** box.












5. Type **H5P** into the **search** field.
6. Click on the **Search** icon.
7. The **H5P Resources collection** appears.

A screenshot of a collection page. At the top is a banner image of three people (two women and one man) looking at a laptop. Below the banner is the title 'H5P Resources for Online and Blended Learning' with a folder icon. The main text describes the resources: 'These resources have been developed to be used in an online or blended environment. The resources are developed so that they flow from an original topic to other related ones. For example in the resource "Time for Chores," the lesson flows from discussion of household chores, to allowances, to odd jobs for children, to gender stereotypes based on the assignment of certain chores. The H5P resources that have "Unit" in the title included a set of H5P activities.' Below the text is the date 'Updated May 19, 2020' and a purple 'View >' button.

8. Click on the **View** button.
9. **H5P learning objects** appear in a table, categorized by CLB levels.


Note: In the image on the following page the H5P learning objects for CLB 1 and 2 are displayed.

C:B 1/2

 <p>UNIT: Get Help in an Emergency CLB 1/2 Contributed by: TCDSB Adult Education Added: May 14, 2020</p>	 <p>UNIT: Communicate About a Doctor's Appointment CLB 1/2 Contributed by: TCDSB Adult Education Added: May 14, 2020</p>	 <p>UNIT: Get Help from a Pharmacist CLB 1/2 Contributed by: TCDSB Adult Education Added: May 14, 2020</p>
 <p>UNIT: Making Purchases and Returns CLB 1/2 Contributed by: TCDSB Adult Education Added: May 15, 2020</p>	 <p>UNIT: Shop for Food CLB 1/2 Contributed by: TCDSB Adult Education Added: May 15, 2020</p>	 <p>UNIT: Reading an Invitation CLB 1/2 Contributed by: TCDSB Adult Education Added: May 15, 2020</p>
 <p>UNIT: Introductions CLB 1/2 Contributed by: TCDSB Adult Education Added: May 15, 2020</p>	 <p>UNIT: Shop for Clothes CLB 1/2 Contributed by: TCDSB Adult Education Added: May 15, 2020</p>	 <p>UNIT: Home and Neighbourhood CLB 1/2 Contributed by: TCDSB Adult Education Added: May 15, 2020</p>


10. Instructors may **browse** through these pages to find a suitable H5P learning object.

11. To select an **H5P learning object**, an instructor clicks on an H5P list item.



UNIT: Housing Rights and Responsibilities CLB 3/4
Contributed by: TCDSB Adult Education
Added: May 13, 2020

12. In this example the H5P learning object is part of a **unit of study**.



1 Talk About Garbage And Recycling H5P

Preview

Download

13. To learn more about the H5Ps in this unit, the instructors click on the **Preview** button.

Note: The interactive preview appears at the bottom of the screen. Instructors can test it out to determine if it is suitable for their purposes. (see image on the following page)

Talk About Garbage and Recycling



Start



◀ 1 / 10 ▶

<> Embed H-P

The image shows a woman with long brown hair, wearing a plaid shirt, holding a blue recycling bin with a white recycling symbol. She is standing in front of a brick building with a white door. The video player interface includes a progress bar, a 'Start' button with a downward arrow, and navigation controls like '1 / 10' and 'Embed'.