

Tutela Resources: Downloading SCORM & H5P Objects

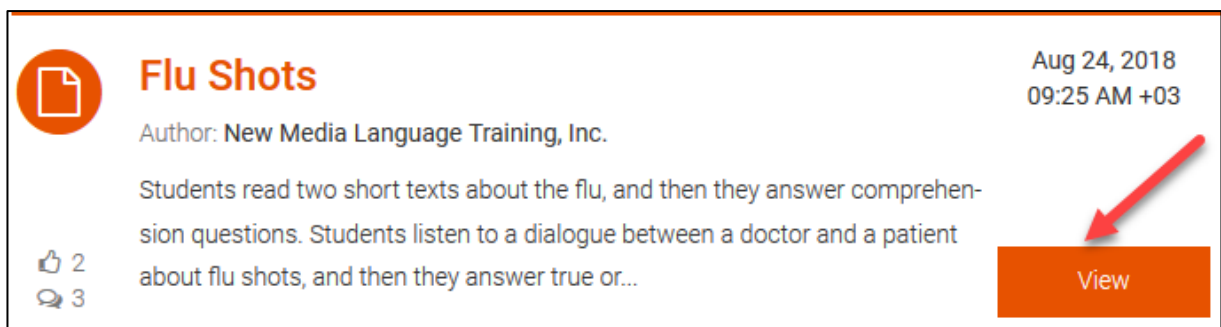
This document explains how to download SCORM and H5P objects on Tutela.

Downloading a SCORM Learning Object

After previewing a **SCORM learning objects**, instructors can use Tutela's download option to acquire SCORM learning objects. This feature allows instructors to decide if a resource on the Tutela site is suitable for their learners to avoid downloading and adding an unsuitable item to their courseware.

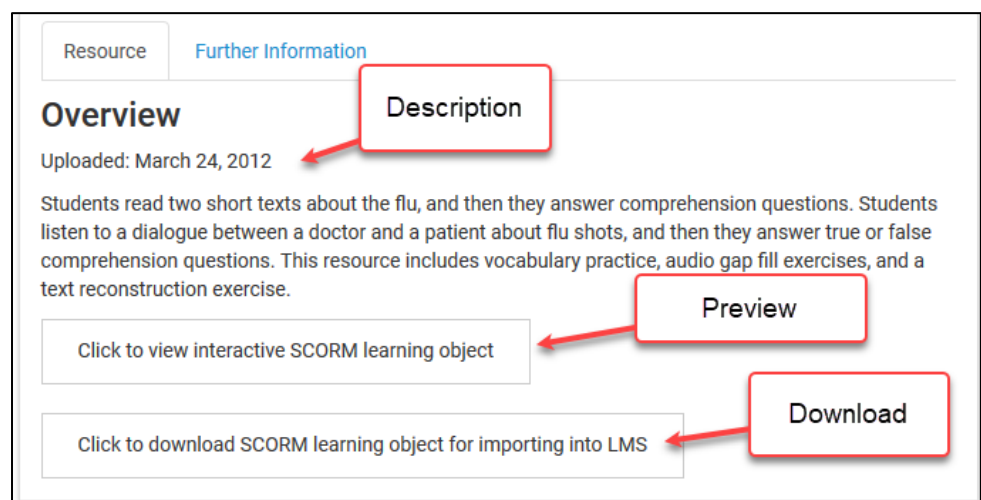
After using Tutela's search and preview functions, an instructor must decide if a learning object is suitable for their online course.

1. To review, the instructor would have clicked on the **View** button of one of the SCORM resources.



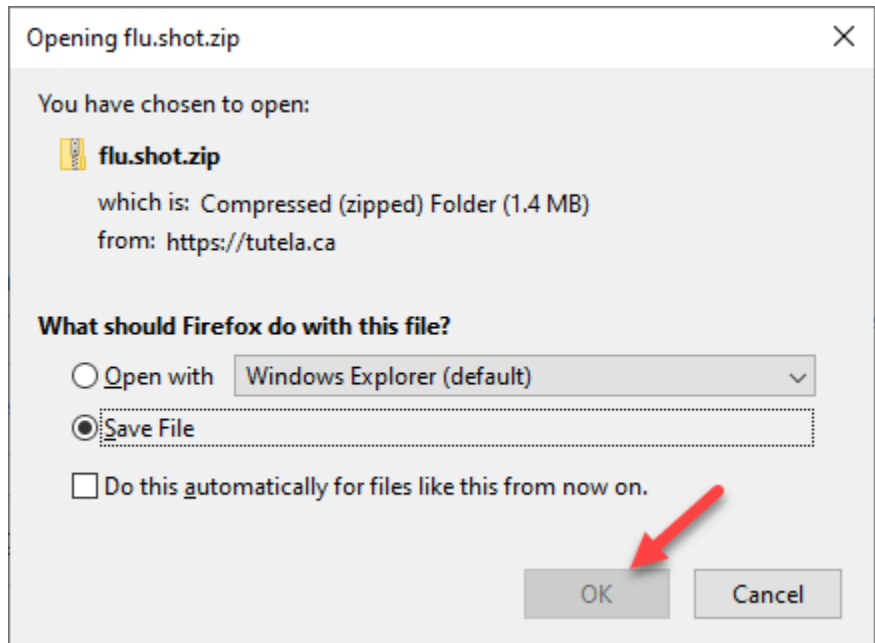
The screenshot shows a resource card for "Flu Shots". On the left is a document icon. The title "Flu Shots" is in orange. Below it, the author is "New Media Language Training, Inc.". A description follows: "Students read two short texts about the flu, and then they answer comprehension questions. Students listen to a dialogue between a doctor and a patient about flu shots, and then they answer true or...". There are two thumbs-up icons and a speech bubble icon with the number 3. On the right, the date and time are "Aug 24, 2018 09:25 AM +03". A red arrow points to an orange "View" button.

2. In the **Resource** tab, the instructor clicks on the **download** button.



The screenshot shows the "Further Information" tab for the "Flu Shots" resource. It has two tabs: "Resource" and "Further Information". The "Overview" section is active. It shows "Uploaded: March 24, 2012" and a description: "Students read two short texts about the flu, and then they answer comprehension questions. Students listen to a dialogue between a doctor and a patient about flu shots, and then they answer true or false comprehension questions. This resource includes vocabulary practice, audio gap fill exercises, and a text reconstruction exercise." Below the description are two buttons: "Click to view interactive SCORM learning object" and "Click to download SCORM learning object for importing into LMS". Red boxes and arrows highlight the "Description", "Preview" (pointing to the first button), and "Download" (pointing to the second button) elements.

3. The download the **SCORM resource ZIP file** pop-up appears.



4. Click on the **OK** button.
5. The file will download onto the hard drive in a Zip or compressed format. A pop-up window appears containing the **SCORM learning object**.
Note: The instructor will upload this file into their course.




Downloading an H5P Learning Object

After previewing an **H5P object**, instructors can use Tutela's preview option to download the contents of an H5P. This feature allows instructors to add a resource from the Tutela site to their courseware.

After using Tutela's search and preview functions, an instructor must decide if an H5P learning object is suitable for their online course.

If an **H5P learning object** is located follow these steps to download it from Tutela.

1. Click on the **View** button of one of the resources to display more information and options about the item, such as previewing, downloading and rating/commenting.



Welcome to the Farmers' Market CLB 5/6 H5P Resource

Nov 28, 2019
12:42 AM +03

Author: James Robertson

Resource includes/addresses: food safety course listening and cloze activity, reading on ISANS table at the Seaport Farmers' Market with true/false quiz, vocabulary drag and drop, interactive...

2
1

View

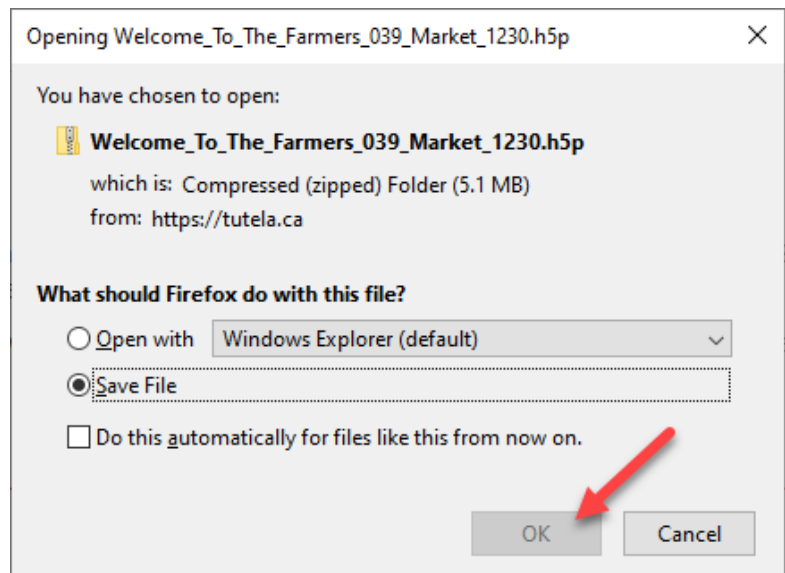
2. In the **Resource** tab, click on the **download** button.



Welcome To The Farmers 039 Market 1230

Preview Download

The download the **H5P resource** file pop-up appears.



3. Click on the **OK** button.
4. The file will download onto the hard drive in the **.H5p** format.
Note: The instructor will upload this file into their course.

