

Remote RSS Feeds Block

The *Remote RSS feeds* block enables the addition of dynamic content to the course from external websites. This block displays feeds from other websites (for example, news headlines, blogs or podcasts), and when the information on the source site changes, the block updates as well, to show the latest information. One or more RSS feeds can be added to a course. The *Remote RSS feeds* block is an effective way to refresh course content regularly, while at the same time bring in relevant content.

Exemplar


An example of a *Remote RSS feeds* block is found in the [Stage 2/3 Exemplar course](#). It displays CBC News Headlines.

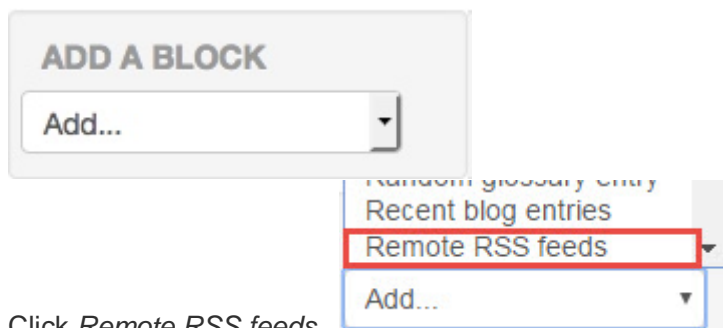
Finding RSS feeds for a course

RSS (Rich Site Summary) feeds can be found by using an online search engine (e.g. Google) and including "RSS" in the keyword search terms. RSS feeds can also be located by browsing the websites of major media outlets, e.g. CBC, and looking for their RSS feeds. Many social media sites also provide RSS feeds, e.g. blogs and podcasts, and many of these are designed for ESL/EFL audiences. Here are a few web pages with RSS feeds that may be of use to LINC programs:

- [CBC RSS feeds](#)
- [Settlement.Org RSS Feeds](#)
- [ESL Pod](#) (use the address in the browser)


Adding a Remote RSS feeds block to a course

1. Click the *Turn editing on* button on the course home page. 
2. Locate the *Add a block* section and click *Add...* in the drop-down menu.




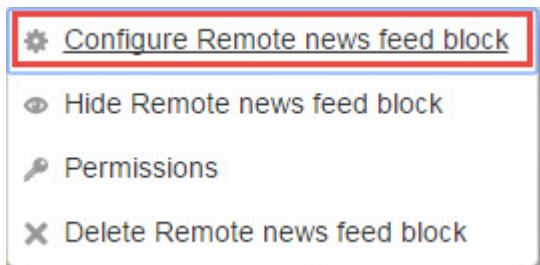
3. Click *Remote RSS feeds*.

The new block appears. It is called *Remote news feed*.



Configuring a Remote RSS feeds block

1. Click the *Configure* icon  in the new block.
2. Choose the option *Configuring a Remote news feeds block*



3. The *Configuring a Remote news feeds block* page appears.

Adjust the *Display each link's description?* and the *Max number entries to show per block* settings as needed.

Block settings

Display each link's description? No If set to Yes, the block will display both the article title and a description of each

Max number entries to show per block. 5 Sets the number of articles displayed


Choose the feeds which you would like to make available in this block: CBC News
The National News Displays the RSS feeds. If there are one selected a message noting this will display here

[Add/edit feeds](#)

4. Click *Add/edit feeds*.

 [Add/edit feeds](#)

The *Manage all my feeds* page is displayed. All available RSS feeds will be listed here.

- Click the *Add a new feed* button  to add an RSS feed.

The *Add a new feed* page appears.

- Enter the URL of the news feed in the text box next to *Feed URL*. The other settings can be left blank.
Note: Feed web site addresses usually end in “.xml” or “.rss”, rather than “.ca”, “.com”, etc.

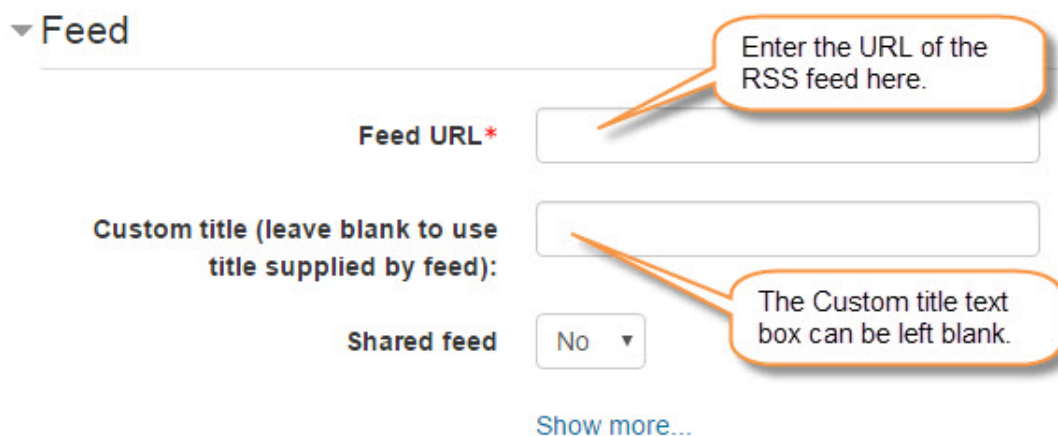
▼ **Feed**


Feed URL *

Custom title (leave blank to use title supplied by feed):

Shared feed

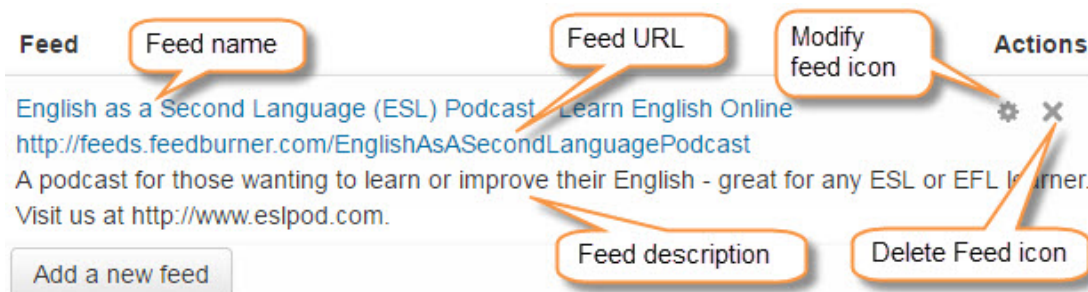
[Show more...](#)




- Click the *Add a new feed* button  to add an RSS feed.

The feed has been added to the *Manage all my feeds* page.

Feed	Feed name	Feed URL	Modify feed icon	Actions
English as a Second Language (ESL) Podcast	Learn English Online	http://feeds.feedburner.com/EnglishAsASecondLanguagePodcast		
A podcast for those wanting to learn or improve their English - great for any ESL or EFL learner. Visit us at http://www.eslpod.com .				
Add a new feed				



- Return to the *Remote RSS feeds* block by clicking the course breadcrumb link to return to the course home page.
- Click the *Configure* icon  in the *Remote news feeds* block.
- Choose the option *Configuring a Remote news feeds block*

The *Configuring a Remote news feed block* page appears.

- Select a feed in the *Choose the feeds which you would like to make available in this block* text box.

Choose the feeds which you would like to make available in this block:

CBC News
English as a Second Language (ESL) Podcast - Learn English Online
The National News

[Add/edit feeds](#)

Title:

Leave this blank

Should a link to the original site (channel link) be displayed? (Note that if no feed link is supplied in the news feed then no link will be shown) :

Yes ▾

Set to Yes if you want the students to visit the site

Show channel image if available :

Yes ▾

Set to Yes if you want to display the resource's logo

Save changes

12. Click the *Save changes* button.

The course home page is displayed. Locate the *Remote RSS feeds* block. The RSS feed is displayed, showing the name of the selected RSS source site as the title, with its updated content below.

RSS source site name

Selecting any one of these feed links will open the page displaying an article

CBC NEWS

cbc.ca

Bank of Canada mulled nixing Queen Elizabeth's successor from banknotes: documents

Erin O'Toole to launch his bid for Conservative leadership

Canada pledges \$2M in emergency aid for hurricane-ravaged Haiti

Lisa Raitt steps down as