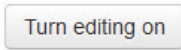


Turning Editing On and Off

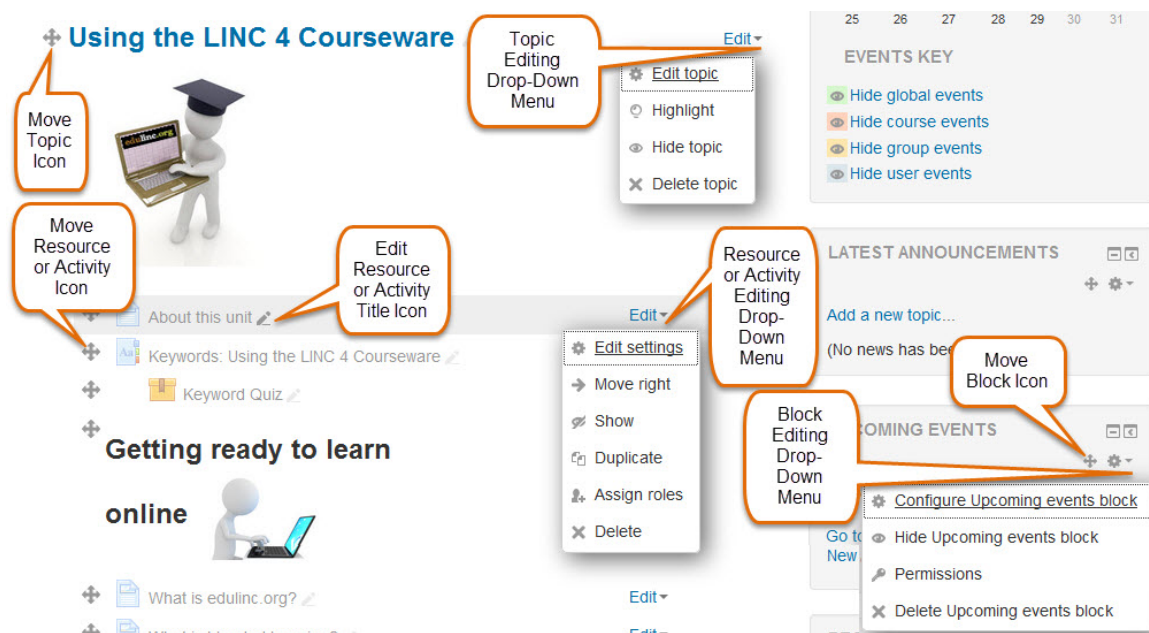
This is a simple yet important feature of managing your courses. To make any changes to the content and appearance of your course, you must use the editing feature.

Turning Editing On and Off

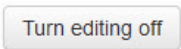
1. On your course, Click on the “Turn editing on” button



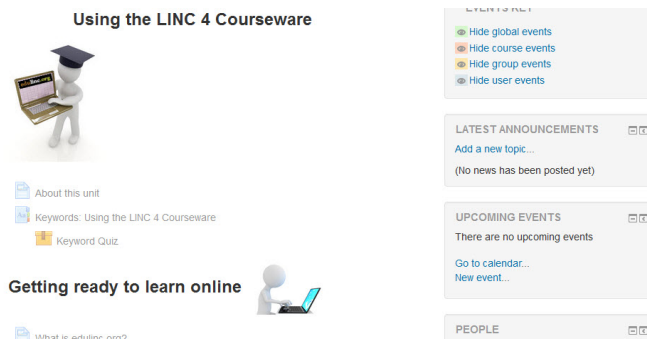
Editing icons appear inside the blocks and in the topics area



- Click on the “Turn editing off” button



The icons disappear:



Course Homepage Help link

[Moodle Documents: Course homepage](https://docs.moodle.org/31/en/Course_homepage)

<https://docs.moodle.org/31/en/Course_homepage>