

Managing a Choice Activity

The Choice follows a simple premise. A teacher-generated question is presented to students with a group of responses. Students read the prompt, and select one of the choices offered. It can be useful as an efficient means of stimulating thinking about an issue, to allow the class to vote on a direction for a course, or possibly to gather research.

Exemplar

There are several Choice activities in the Stage 2/3 Exemplar Course. They are called: Job Interviews Poll, Job Search Poll, and Skills Assessment Poll.

What the student sees

- When a teacher has created a Choice activity, the student is presented with a number of radio buttons. They click one to make their selection.
- Depending on the teacher's settings, the student may then be able to see the results, either anonymously or with names (via the View xxx responses link) or not see anything.

Colours - Class Poll

[View 5 responses](#)

Colours



Please choose your favourite colour and then click the [Save my choice](#) button below:

Your selection: Yellow

Yellow Orange Red Green Blue Purple Brown

My favourite colour is not listed

[Remove my choice](#)

What the teacher sees

- Regardless of how it has been set for students, a teacher will always see user names and choices, via the View (number here) responses link.

Colours - Class Poll






 [View 5 responses](#)

Colours



- After clicking on the View (number here) responses link, the teacher is also able to delete selected choices, or download them in various formats as in the screenshot below:

Responses

Choice options	Yellow	Orange	Red	Green	Blue	Purple	Brown	My favourite colour is not listed
Number of responses	1	1	0	2	0	1	0	0
Users who chose this option	<input type="checkbox"/>  LINC Teacher	<input type="checkbox"/>  LINC Student		<input type="checkbox"/>  Charley Ferzam <input type="checkbox"/>  Jorge Garcia		<input type="checkbox"/>  Maria Guptaz		
				Select all / Deselect all With selected				
				Choose an action ...				
				Download in ODS format	Download in Excel format			Download in text format

- The empty check boxes are available to the instructor to remove/delete any of the responses.
- Instructors can download the Choice data into three different formats for recording or printing purposes.
- Note: images or bars are not imported.

Choice Help links

[Moodle Documents: Using Choice](http://docs.moodle.org/31/en/Using_Choice)

<http://docs.moodle.org/31/en/Using_Choice>

[Moodle Documents: Choice FAQ](http://docs.moodle.org/31/en/Choice_FAQ)

<http://docs.moodle.org/31/en/Choice_FAQ>